

School Name

The Crossley Heath School



Activity Survey 2023

The Crossley Heath School



Activity Survey 2023

Status Grouping	Count	% GT
<input type="checkbox"/> Education	176	97.78%
A Level	167	92.78%
Level 3	8	4.44%
T Level	1	0.56%
<input type="checkbox"/> Employment and Training	3	1.67%
Apprenticeship	3	1.67%
<input type="checkbox"/> NEET Group	1	0.56%
NEET Not available to labour market/learning - illness	1	0.56%
Total	180	100.00%

Activity Survey 2022

Status Grouping	Count	% GT
<input type="checkbox"/> Education	183	99.46%
A Level	166	90.22%
GCSE	2	1.09%
Level 2	1	0.54%
Level 3	13	7.07%
T Level	1	0.54%
<input type="checkbox"/> Employment and Training	1	0.54%
Apprenticeship	1	0.54%
Total	184	100.00%

Activity Survey 2021

Status Grouping	Count	% GT
<input type="checkbox"/> Education	179	99.44%
A Level	178	98.89%
Level 3	1	0.56%
<input type="checkbox"/> Employment and Training	1	0.56%
Apprenticeship	1	0.56%
Total	180	100.00%

Activity Survey 2020

Status Grouping	Count	% GT
<input type="checkbox"/> Education	180	100.00%
A Level	172	95.56%
Level 3	8	4.44%
Total	180	100.00%

Activity Survey Destination Measure	Count	% GT
Meeting the Duty	179	99.44%
Temporary Break	1	0.56%
Total	180	100.00%

Activity Survey Destination Measure	Count	% GT
Meeting the Duty	184	100.00%
Total	184	100.00%

Activity Survey Destination Measure	Count	% GT
Meeting the Duty	180	100.00%
Total	180	100.00%

Activity Survey Destination Measure	Count	% GT
Meeting the Duty	180	100.00%
Total	180	100.00%

School Name

The Crossley Heath School



2023 Pupil Premium Destinations: The Crossley Heath School

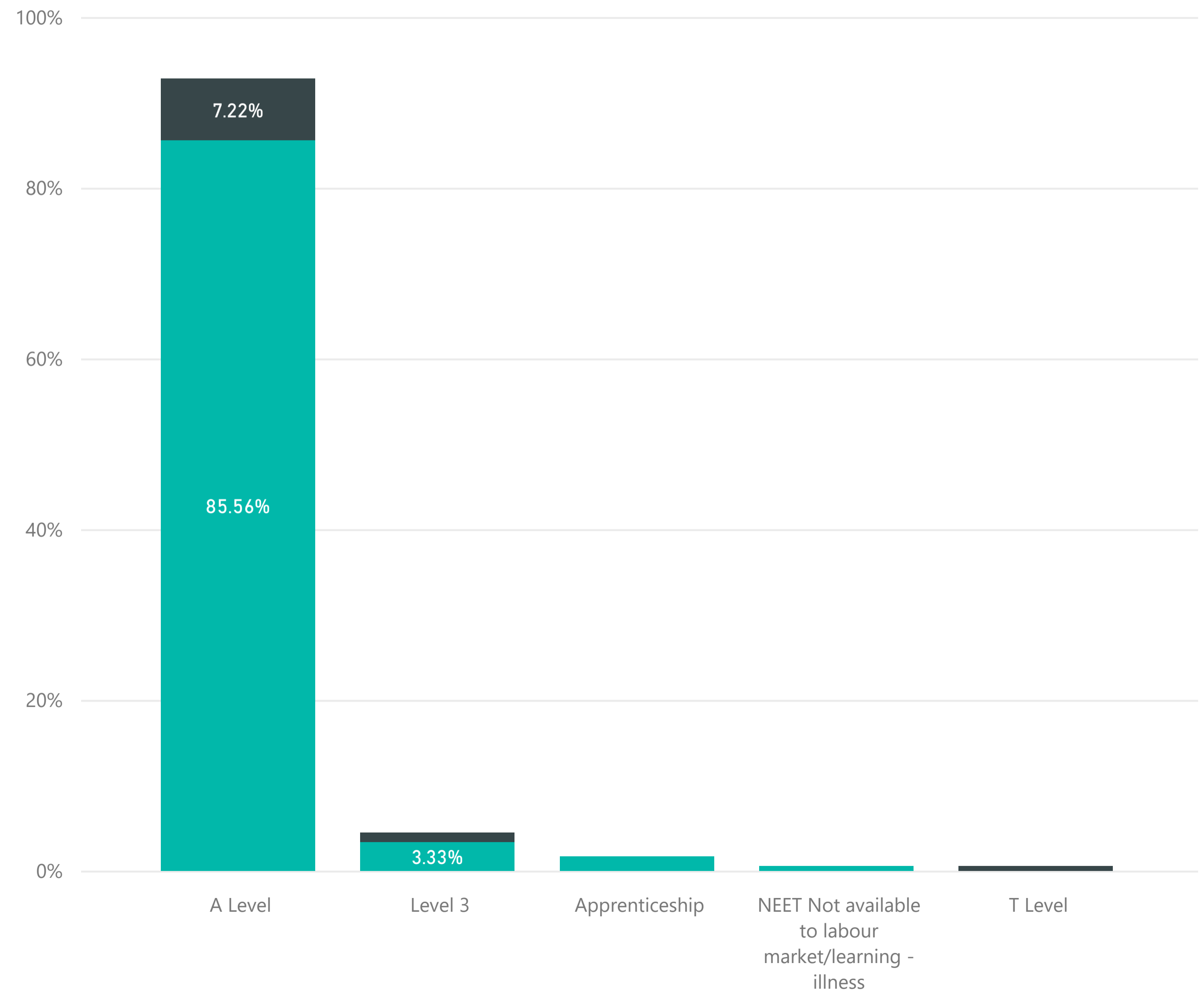


Pupil Premium Destinations

Pupil Premium Destination	No		Yes		Total	
	Count	%	Count	%	Count	%
A Level	154	93.90%	13	81.25%	167	92.78%
Apprenticeship	3	1.83%			3	1.67%
Level 3	6	3.66%	2	12.50%	8	4.44%
NEET Not available to labour market/learning - illness	1	0.61%			1	0.56%
T Level			1	6.25%	1	0.56%
Total	164	100.00%	16	100.00%	180	100.00%

Pupil Premium Destinations

Pupil Premium ● No ● Yes



Participation

Pupil Premium Activity Survey Destination Measure	No		Yes		Total	
	Count	%	Count	%	Count	%
Meeting the Duty	163	99.39%	16	100.00%	179	99.44%
Temporary Break	1	0.61%			1	0.56%
Total	164	100.00%	16	100.00%	180	100.00%

2023 SEN Destinations: The Crossley Heath School

School Name

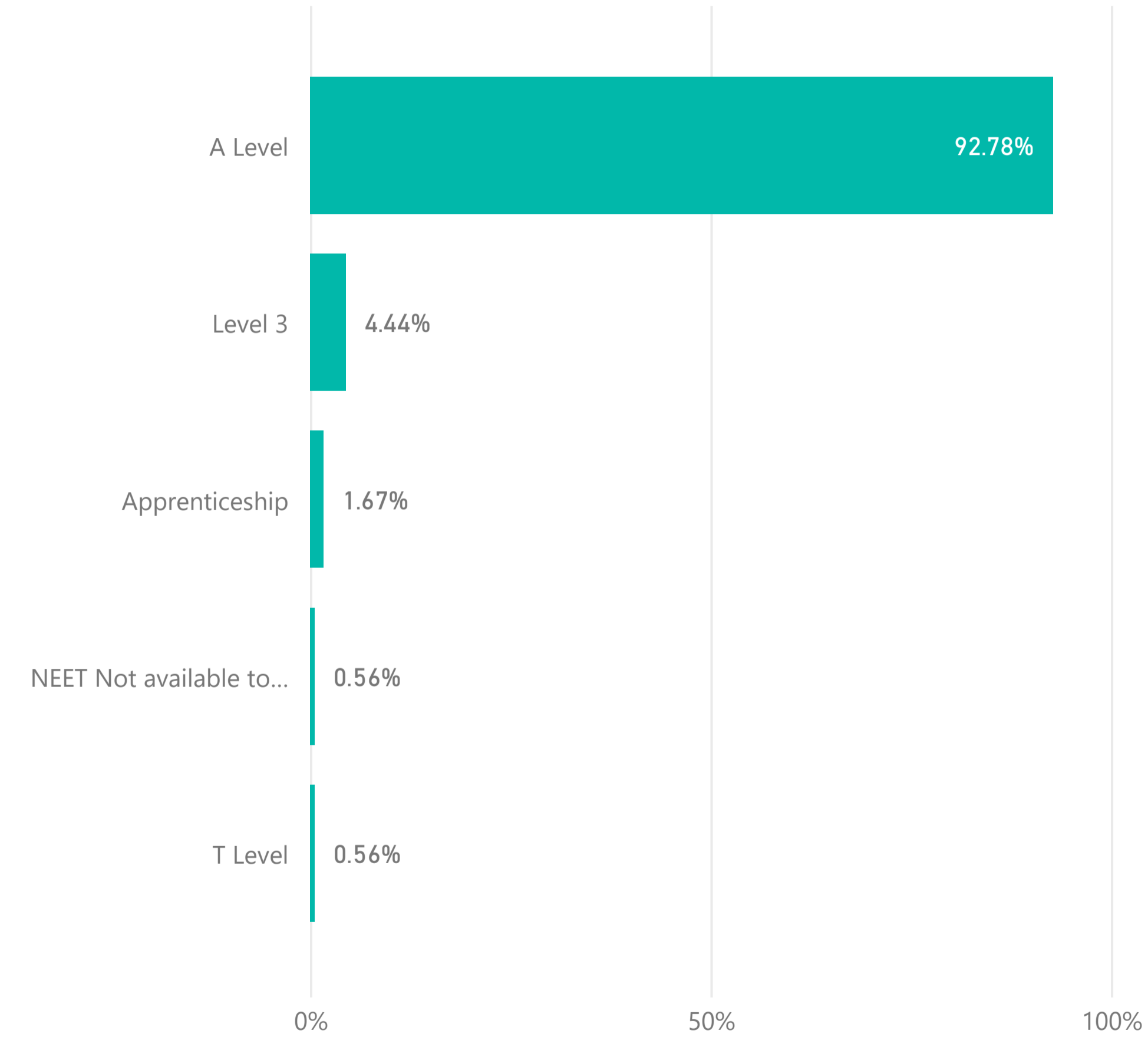
▼

SEN Destinations

SEND Grouping Destination	No SEND		Total	
	Count	%	Count	%
A Level	167	92.78%	167	92.78%
Apprenticeship	3	1.67%	3	1.67%
Level 3	8	4.44%	8	4.44%
NEET Not available to labour market/learning - illness	1	0.56%	1	0.56%
T Level	1	0.56%	1	0.56%
Total	180	100.00%	180	100.00%

SEN Destinations

SEND Grouping ● No SEND



School Name

The Crossley Heath School



2023 Gender by Destination: The Crossley Heath School

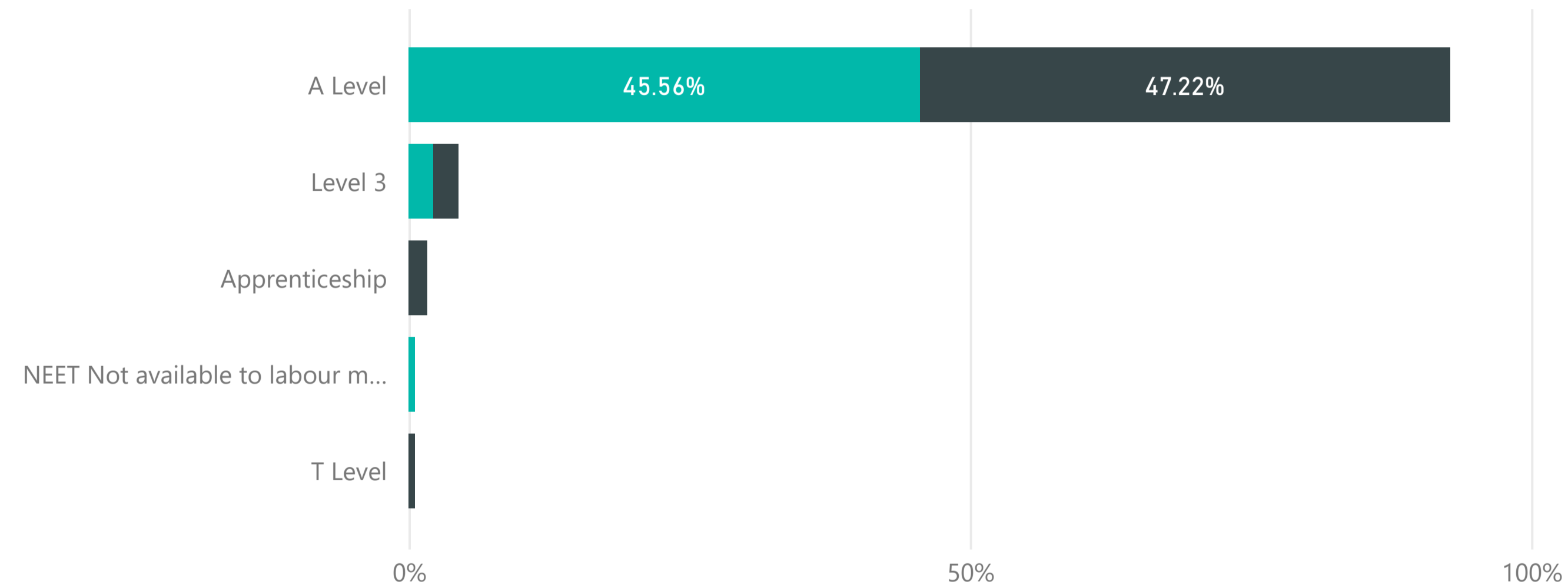


Gender by Destination

Gender Destination	Female		Male		Total	
	Count	%	Count	%	Count	%
A Level	82	94.25%	85	91.40%	167	92.78%
Apprenticeship			3	3.23%	3	1.67%
Level 3	4	4.60%	4	4.30%	8	4.44%
NEET Not available to labour market/learning - illness	1	1.15%			1	0.56%
T Level			1	1.08%	1	0.56%
Total	87	100.00%	93	100.00%	180	100.00%

Gender by Destination

Gender ● Female ● Male



School Name

The Crossley Heath School

2023 Ethnicity by Destination: The Crossley Heath School



2023 Ethnicity by Destination

Ethnicity Destination	Any Other Asian Background		Any Other Ethnic Group		Any Other White Background		Bangladeshi		Black African		Chinese		Indian		Pakistani		Refused to disclose		White & Asian		White & Black African		White British	
	Count	%	Count	%	Count	%	Count	%	Count	%	Count	%	Count	%	Count	%	Count	%	Count	%	Count	%	Count	%
A Level	5	100.00%	2	100.00%	1	100.00%	1	100.00%	1	100.00%	2	100.00%	26	100.00%	59	93.65%	4	100.00%	2	100.00%	1	100.00%	63	87.5
Apprenticeship																							3	4.1
Level 3															3	4.76%							5	6.9
NEET Not available to labour market/learning - illness																							1	1.3
T Level														1	1.59%									
Total	5	100.00%	2	100.00%	1	100.00%	1	100.00%	1	100.00%	2	100.00%	26	100.00%	63	100.00%	4	100.00%	2	100.00%	1	100.00%	72	100.00%



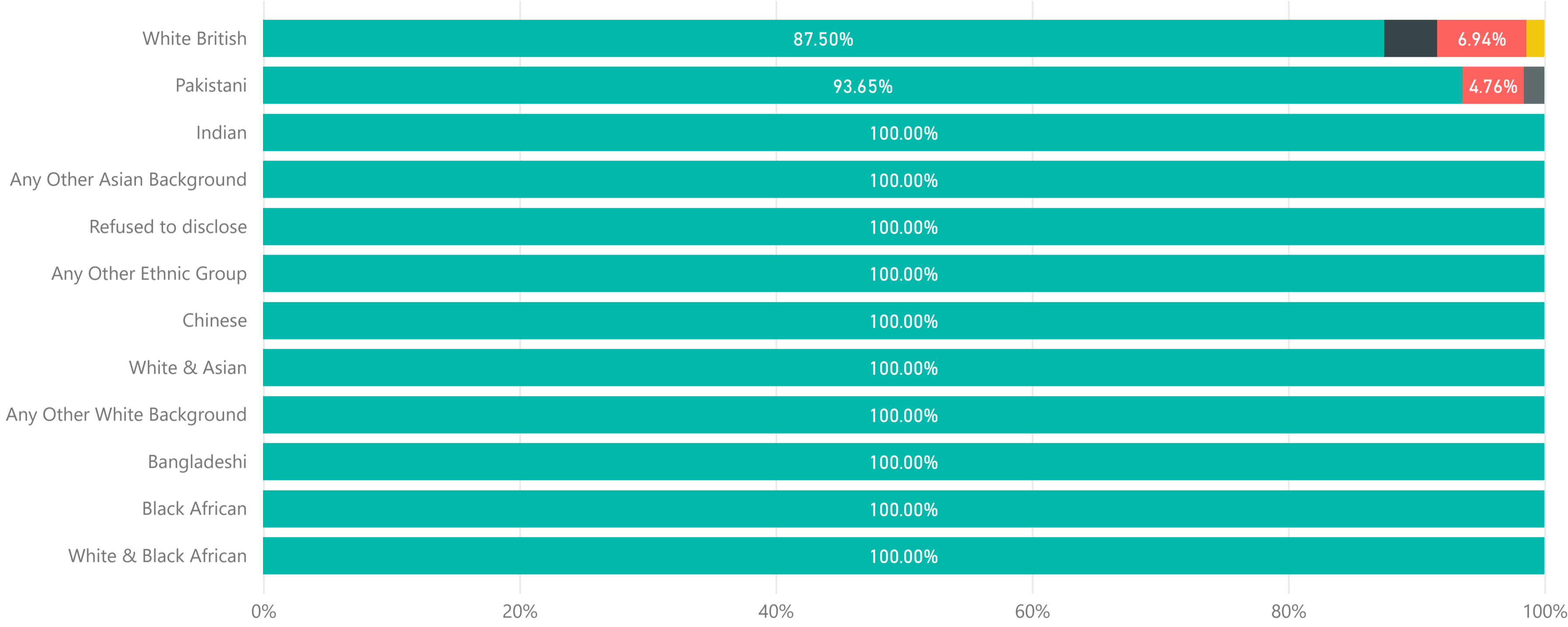


2023 Ethnicity by Destination: The Crossley Heath School

School Name
The Crossley Heath School

Ethnicity by Destination

Destination ● A Level ● Apprenticeship ● Level 3 ● NEET Not available to labour market/learning - illness ● T Level



Ethnicity	Count	% GT
Any Other Asian Background	5	2.78%
Any Other Ethnic Group	2	1.11%
Any Other White Background	1	0.56%
Bangladeshi	1	0.56%
Black African	1	0.56%
Chinese	2	1.11%
Indian	26	14.44%
Pakistani	63	35.00%
Refused to disclose	4	2.22%
White & Asian	2	1.11%
White & Black African	1	0.56%
White British	72	40.00%
Total	180	100.00%



2023 Support Level Destinations: The Crossley Heath School

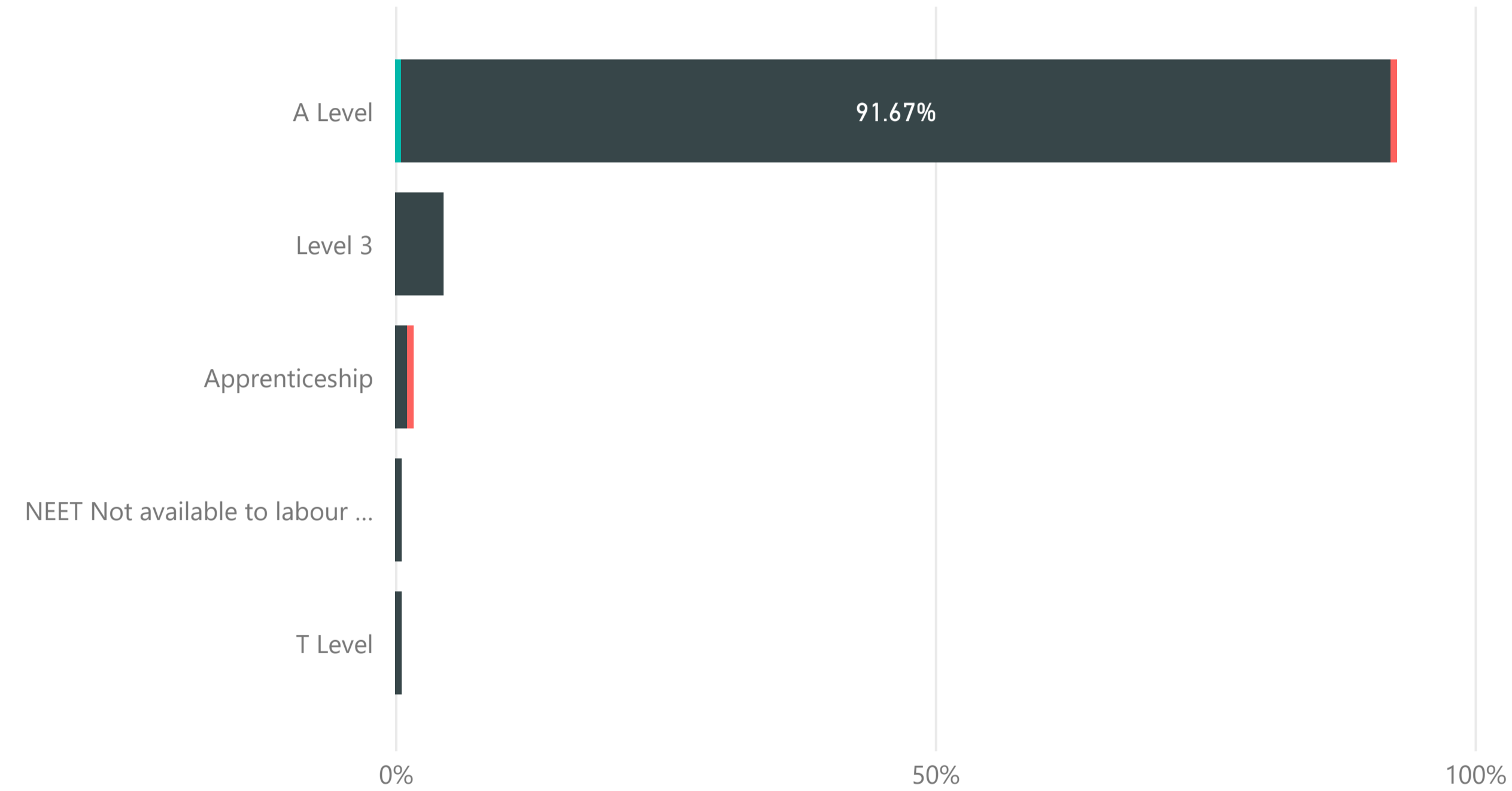
School Name

The Crossley Heath School

Support Level Destinations

Support Level Destination	Targeted		Universal		Vulnerable		Total	
	Count	%	Count	%	Count	%	Count	%
A Level	1	100.00%	165	93.22%	1	50.00%	167	92.78%
Apprenticeship			2	1.13%	1	50.00%	3	1.67%
Level 3			8	4.52%			8	4.44%
NEET Not available to labour market/learning - illness			1	0.56%			1	0.56%
T Level			1	0.56%			1	0.56%
Total	1	100.00%	177	100.00%	2	100.00%	180	100.00%

Support Level ● Targeted ● Universal ● Vulnerable



2023 Education Destinations: The Crossley Heath School

School Name

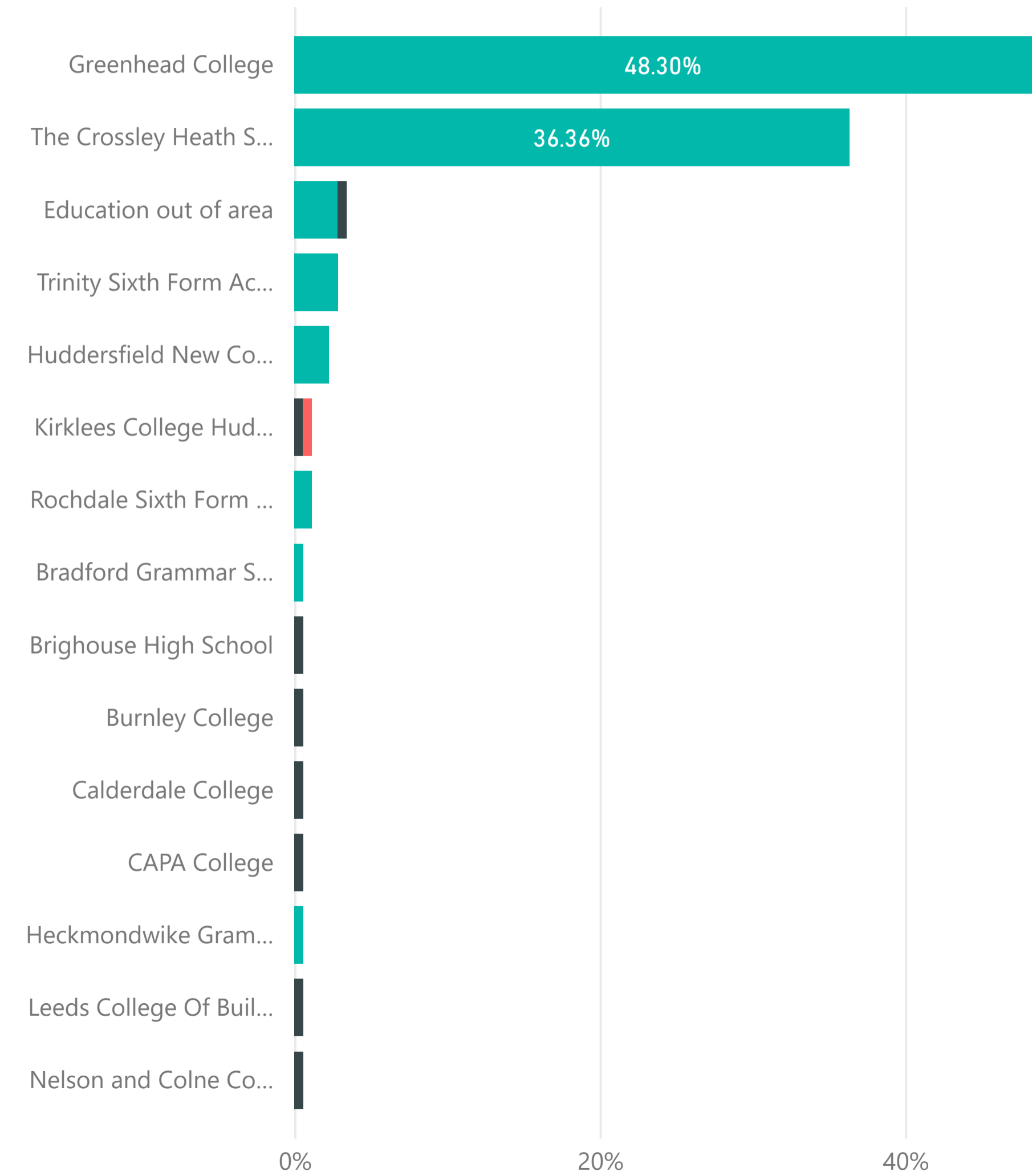
The Crossley Heath School ▼

Education Destinations

Destination Activity Survey Organisation	A Level		Level 3		T Level		Total	
	Count	%	Count	%	Count	%	Count	%
Bradford Grammar School	1	0.60%					1	0.57%
Brighouse High School			1	12.50%			1	0.57%
Burnley College			1	12.50%			1	0.57%
Calderdale College			1	12.50%			1	0.57%
CAPA College			1	12.50%			1	0.57%
Education out of area	5	2.99%	1	12.50%			6	3.41%
Greenhead College	85	50.90%					85	48.30%
Heckmondwike Grammar School	1	0.60%					1	0.57%
Huddersfield New College	4	2.40%					4	2.27%
Kirklees College Huddersfield Centre			1	12.50%	1	100.00%	2	1.14%
Leeds College Of Building			1	12.50%			1	0.57%
Nelson and Colne College			1	12.50%			1	0.57%
Rochdale Sixth Form College	2	1.20%					2	1.14%
The Crossley Heath School	64	38.32%					64	36.36%
Trinity Sixth Form Academy	5	2.99%					5	2.84%
Total	167	100.00%	8	100.00%	1	100.00%	176	100.00%

Education Destinations

Destination ● A Level ● Level 3 ● T Level



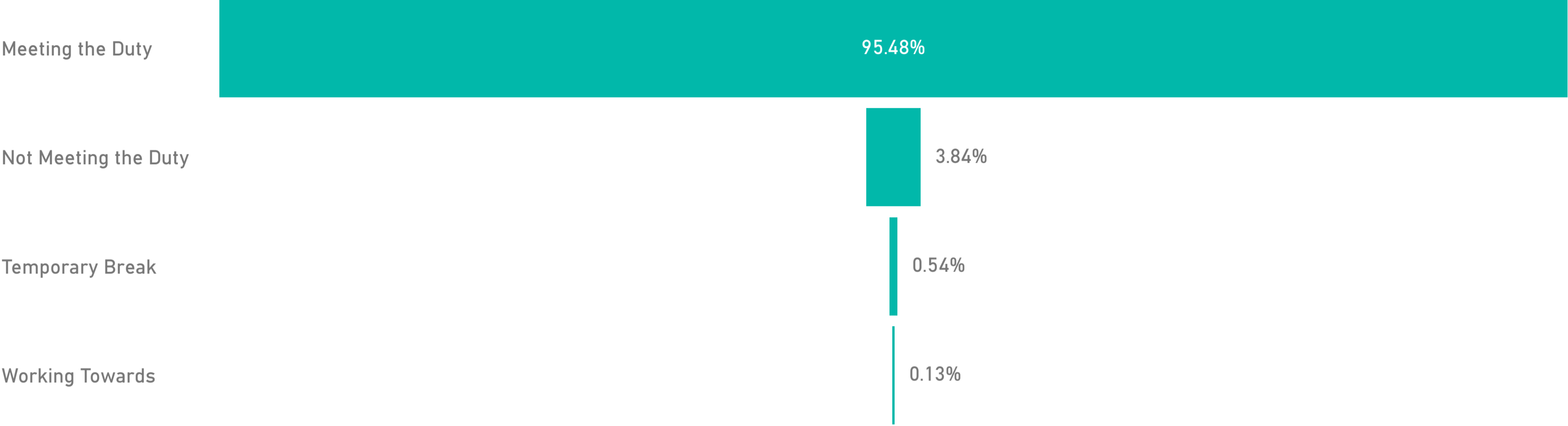


2023 Participation: Calderdale

School Name

The Crossley Heath School ▼

Activity Survey Destination Measure	Count	%
Meeting the Duty	2833	95.48%
Not Meeting the Duty	114	3.84%
Temporary Break	16	0.54%
Working Towards	4	0.13%
Total	2967	100.00%



School Name

The Crossley Heath School



2023 Activity Survey: Calderdale



LA Table

Status Grouping	Count	% GT
Education	2662	89.72%
A Level	1282	43.21%
Entry Level	52	1.75%
GCSE	9	0.30%
Higher Education	2	0.07%
Level 1	437	14.73%
Level 2	349	11.76%
Level 3	427	14.39%
Other Qualification	41	1.38%
Part Time Education	1	0.03%
T Level	62	2.09%
Employment and Training	223	7.52%
Apprenticeship	165	5.56%
EFA/SFA funded Work Based Learning	2	0.07%
Employment + non accredited training	26	0.88%
Employment +accredited training/pt study	2	0.07%
Employment without training	11	0.37%
Other Training eg. private training organisation	3	0.10%
Part Time Employment	8	0.27%
Re-Engagement Provision	3	0.10%
Self Employment	1	0.03%
Temporary Employment	2	0.07%
NEET Group	66	2.22%
NEET - not yet ready for work / learning	21	0.71%
NEET - Seeking EET	24	0.81%
NEET Not available to labour market/learning - illness	11	0.37%
NEET Not available to labour market/learning - other reason	2	0.07%
NEET Not available to labour market/learning - parent	1	0.03%
NEET Not available to labour market/learning - pregnancy	4	0.13%
NEET Not available to labour market/learning - young carer	2	0.07%
NEET Start date agreed (RPA compliant)	1	0.03%
Unknown	16	0.54%
Cannot be contacted - no current address	7	0.24%
Current situation not known	9	0.30%
Total	2967	100.00%

School Table

Status Grouping	Count	% GT
<input type="checkbox"/> Education	176	97.78%
A Level	167	92.78%
Level 3	8	4.44%
T Level	1	0.56%
<input type="checkbox"/> Employment and Training	3	1.67%
Apprenticeship	3	1.67%
<input type="checkbox"/> NEET Group	1	0.56%
NEET Not available to labour market/learning - illness	1	0.56%
Total	180	100.00%